






**STATEMENT OF APPROVED BUDGET, UTILIZATIONS, DISBURSEMENTS AND BALANCES**  
**Central Office**  
**As of the Quarter Ending December 31, 2021**

Department : Commission on Audit  
 Agency : Commission on Audit  
 Operating Unit : Central Office  
 Organization Code (UACS) : 31  
 Funding Source Code (as clustered) : 06 - BUSINESS RELATED FUNDS (Revolving Funds)


Particulars	UACS CODE	Approved Budget			Budget Utilization					Disbursements					BALANCES		
		Approved Budgeted Revenue	Adjustments (Additions, Reductions, Realignment)	Adjusted Budgeted Revenue	1st Quarter	2nd Quarter	3rd Quarter	4th Quarter	Total	1st Quarter	2nd Quarter	3rd Quarter	4th Quarter	Total	Unutilized Budget	Unpaid Utilizations (10-15) = (17+18)	
					Ending March 31	Ending June 30	Ending Sept. 30	Ending Dec. 31		Ending March 31	Ending June 30	Ending Sept. 30	Ending Dec. 31			Due and Demandable / Accounts Payable	Not Yet Due and Demandable
1	2	3	4	5=[3+(-)4]	6	7	8	9	10=(6+7+8+9)	11	12	13	14	15=(11+12+13+14)	16=(5-10)	17	18
<b>I. Off-Budget</b>																	
General Administration and Support																	
General Administration and Supervision		71,233.75	-	71,233.75	71,233.75	-	-	-	71,233.75	69,823.60	1,410.15	-	-	71,233.75	-	-	-
PS		-	-	-	-	-	-	-	-	-	-	-	-	-	-	-	-
MOOE		71,234	-	71,233.75	71,233.75	-	-	-	71,233.75	69,823.60	1,410.15	-	-	71,233.75	-	-	-
Fin. Exp.		-	-	-	-	-	-	-	-	-	-	-	-	-	-	-	-
CO		-	-	-	-	-	-	-	-	-	-	-	-	-	-	-	-
Support to Operations		595,981.38	-	595,981.38	368,995.46	-	226,985.92	-	595,981.38	234,217.65	134,777.81	-	226,985.92	595,981.38	-	-	-
PS		-	-	-	-	-	-	-	-	-	-	-	-	-	-	-	-
MOOE		595,981.38	-	595,981.38	368,995.46	-	226,985.92	-	595,981.38	234,217.65	134,777.81	-	226,985.92	595,981.38	-	-	-
CO		-	-	-	-	-	-	-	-	-	-	-	-	-	-	-	-
<b>GRAND TOTAL</b>		<b>667,215.13</b>	<b>-</b>	<b>667,215.13</b>	<b>440,229.21</b>	<b>-</b>	<b>226,985.92</b>	<b>-</b>	<b>667,215.13</b>	<b>304,041.25</b>	<b>136,187.96</b>	<b>-</b>	<b>226,985.92</b>	<b>667,215.13</b>	<b>-</b>	<b>-</b>	<b>-</b>
PS		-	-	-	-	-	-	-	-	-	-	-	-	-	-	-	-
MOOE		667,215.13	-	667,215.13	440,229.21	-	226,985.92	-	667,215.13	304,041.25	136,187.96	-	226,985.92	667,215.13	-	-	-
Fin. Exp.		-	-	-	-	-	-	-	-	-	-	-	-	-	-	-	-
CO		-	-	-	-	-	-	-	-	-	-	-	-	-	-	-	-


Certified Correct:  BEVERLY L. LETADA OIC, Budget Execution & Accountability Services Risk Management and Budget Office	Certified Correct:  EVANGELINE A. LAROSA OIC, Financial Reporting Services Accounting Office	Recommending Approval:  VERONICA C. COSCOS Director IV Risk Management and Budget Office	Approved By:  MARIA FE A. DINAPO Director IV Accounting Office	Approved By:  NILDAB. PLAS Assistant Commissioner Planning, Financial & Management Sector
Date:	Date:	Date:	Date:	Date:

STATEMENT OF APPROVED BUDGET, UTILIZATIONS, DISBURSEMENTS AND BALANCES  
As of the Quarter Ending December 31, 2021

Department : CONSTITUTIONAL OFFICES  
 Agency : COMMISSION ON AUDIT  
 Operating Unit : CONSOLIDATED CENTRAL OFFICE AND REGIONAL OFFICES  
 Organization Code (UACS) : 31  
 Funding Source Code (as clustered) : 06207549


Particulars	UACS CODE	Approved Budget			Budget Utilization					Disbursements					BALANCES		
		Approved Budgeted Revenue	Adjustments (Additions, Reductions, Realignment)	Adjusted Budgeted Revenue	1st Quarter Ending March 31	2nd Quarter Ending June 30	3rd Quarter Ending Sept 30	4th Quarter Ending Dec. 31	Total	1st Quarter Ending March 31	2nd Quarter Ending June 30	3rd Quarter Ending Sept 30	4th Quarter Ending Dec. 31	Total	Unutilized Budget	Unpaid Utilizations (10-15) = (17+18)	
																Due and Demandable/Accounts Payable	Not Yet Due and Demandable
1	2	3	4	5=[3+(-)4]	6	7	8	9	10 = (6+7+8+9)	11	12	13	14	15=(11+12+13+14)	16=(5-10)	17	18
<b>I. Agency Approved Budget</b>																	
<b>General Administration and Support</b>		20,357,105.49	-	20,357,105.49	6,280,901.06	4,099,837.26	3,590,658.13	6,385,709.04	20,357,105.49	2,903,447.35	7,467,894.57	3,299,406.28	5,035,870.04	18,706,618.24	-	1,109,668.91	540,818.34
General Administration and Supervision		18,861,297.04	-	18,861,297.04	5,736,859.15	3,961,068.79	3,126,818.35	6,036,550.75	18,861,297.04	2,498,513.17	7,190,966.96	3,065,708.21	4,468,132.23	17,223,320.57	-	1,097,158.13	540,818.34
PAP		-	-	-	-	-	-	-	-	-	-	-	-	-	-	-	-
PS		-	-	-	-	-	-	-	-	-	-	-	-	-	-	-	-
MOOE		14,061,128.93	-	14,061,128.93	2,075,044.04	3,581,318.79	3,126,818.35	5,277,947.75	14,061,128.93	2,061,410.94	3,586,504.08	3,065,708.21	4,333,657.23	13,047,280.46	-	918,658.13	95,190.34
CO		4,800,168.11	-	4,800,168.11	3,661,815.11	379,750.00	-	758,603.00	4,800,168.11	437,102.23	3,604,462.88	-	134,475.00	4,176,040.11	-	178,500.00	445,628.00
Support to Operations		1,495,808.45	-	1,495,808.45	544,041.91	138,768.47	463,839.78	349,158.29	1,495,808.45	404,934.18	276,927.61	233,698.07	567,737.81	1,483,297.67	-	12,510.78	-
PAP		-	-	-	-	-	-	-	-	-	-	-	-	-	-	-	-
PS		-	-	-	-	-	-	-	-	-	-	-	-	-	-	-	-
MOOE		1,355,889.45	-	1,355,889.45	475,616.91	68,274.47	462,839.78	349,158.29	1,355,889.45	340,174.81	202,767.98	232,698.07	567,737.81	1,343,378.67	-	12,510.78	-
CO		139,919.00	-	139,919.00	68,425.00	70,494.00	1,000.00	-	139,919.00	64,759.37	74,159.63	1,000.00	-	139,919.00	-	-	-
<b>Operations</b>		-	-	-	-	-	-	-	-	-	-	-	-	-	-	-	-
MFO 1 - [MFO Description]		-	-	-	-	-	-	-	-	-	-	-	-	-	-	-	-
PAP		-	-	-	-	-	-	-	-	-	-	-	-	-	-	-	-
PS		-	-	-	-	-	-	-	-	-	-	-	-	-	-	-	-
MOOE		-	-	-	-	-	-	-	-	-	-	-	-	-	-	-	-
CO		-	-	-	-	-	-	-	-	-	-	-	-	-	-	-	-
<b>GRAND TOTAL</b>		20,357,105.49	-	20,357,105.49	6,280,901.06	4,099,837.26	3,590,658.13	6,385,709.04	20,357,105.49	2,903,447.35	7,467,894.57	3,299,406.28	5,035,870.04	18,706,618.24	-	1,109,668.91	540,818.34
PS		-	-	-	-	-	-	-	-	-	-	-	-	-	-	-	-
MOOE		15,417,018.38	-	15,417,018.38	2,550,660.95	3,649,593.26	3,589,658.13	5,627,106.04	15,417,018.38	2,401,585.75	3,789,272.06	3,298,406.28	4,901,395.04	14,390,659.13	-	931,168.91	95,190.34
Fin Exp.(if applicable)		-	-	-	-	-	-	-	-	-	-	-	-	-	-	-	-
CO		4,940,087.11	-	4,940,087.11	3,730,240.11	450,244.00	1,000.00	758,603.00	4,940,087.11	501,861.60	3,678,622.51	1,000.00	134,475.00	4,315,959.11	-	178,500.00	445,628.00

Certified Correct:  
  
 BEVERLY L. LETADA  
 Officer-in-Charge  
 Budget Execution and Accountability Services  
 Risk Management and Budget Office

Certified Correct:  
  
 EVANGELINE A. LAROSA  
 Officer-in-Charge  
 Financial Reporting Services  
 Accounting Office

Recommending Approval:  
  
 VERONICA C. COSCOS  
 Director IV  
 Risk Management and Budget Office

Recommending Approval:  
  
 MARIA FE A. DINAPO  
 Director IV  
 Accounting Office

Approved By:  
  
 NILDA B. PLASAS  
 Assistant Commissioner  
 Planning, Finance and Management Sector