









SUMMARY OF APPROVED BUDGET, UTILIZATIONS, DISBURSEMENTS AND BALANCES BY OBJECT OF EXPENDITURES
 Central Office
 As of the Quarter Ending June 30, 2021

Department : Commission on Audit
 Agency : Commission on Audit
 Operating Unit : Central Office
 Organization Code (UACS) : 31
 Funding Source Code (as clustered) : 06 - BUSINESS RELATED FUNDS (Revolving Funds)

Particulars	UACS CODE	Approved Budget			Budget Utilization					Disbursements					BALANCES		
		Approved Budgeted Revenue	Adjustments (Additions, Reductions, Realignment)	Adjusted Budgeted Revenue	1st Quarter Ending March 31	2nd Quarter Ending June 30	3rd Quarter Ending Sept. 30	4th Quarter Ending Dec. 31	Total	1st Quarter Ending March 31	2nd Quarter Ending June 30	3rd Quarter Ending Sept. 30	4th Quarter Ending Dec. 31	Total	Unutilized Budget	Unpaid Utilizations (10-15) = (17+18)	
																Due and Demandable /	Not Yet Due and
1	2	3	4	5=[3+(-)4]	6	7	8	9	10=(6+7+8+9)	11	12	13	14	15=(11+12+13+14)	16=(5-10)	17	18
SUMMARY																	
A. AGENCY SPECIFIC BUDGET																	
Personnel Services		-	-	-	-	-	-	-	-	-	-	-	-	-	-	-	-
Salaries and Wages																	
Transportation Allowance																	
Transportation Allowance		-	-	-	-	-	-	-	-	-	-	-	-	-	-	-	-
RATA of Sectoral/Alternate Sectoral Representatives		-	-	-	-	-	-	-	-	-	-	-	-	-	-	-	-
Overtime and Night Pay	50102130	-	-	-	-	-	-	-	-	-	-	-	-	-	-	-	-
Maintenance & Other Operating Expenses		440,229.21	-	440,229.21	440,229.21	-	-	-	440,229.21	304,041.25	136,187.96	-	-	440,229.21	-	-	-
Traveling Expenses																	
Traveling Expenses - Local	50201010	-	-	-	-	-	-	-	-	-	-	-	-	-	-	-	-
Traveling Expenses - Foreign	50201020	-	-	-	-	-	-	-	-	-	-	-	-	-	-	-	-
Training and Scholarship Expenses																	
Training Expenses	50202010	-	-	-	-	-	-	-	-	-	-	-	-	-	-	-	-
Scholarship Grants/Expenses																	
Supplies and Materials Expenses																	
Office Supplies Expenses	50203010	4,113.50	-	4,113.50	4,113.50	-	-	-	4,113.50	4,113.50	-	-	-	4,113.50	-	-	-
Accountable Forms Expenses																	
Other Supplies and Materials Expenses	50203990	7,625.10	-	7,625.10	7,625.10	-	-	-	7,625.10	7,625.10	-	-	-	7,625.10	-	-	-
Semi-Expendable Expenses																	
Machinery & Equipment	50203210	-	-	-	-	-	-	-	-	-	-	-	-	-	-	-	-
Furniture & Fixtures	50203220	-	-	-	-	-	-	-	-	-	-	-	-	-	-	-	-
Utility Expenses																	
Water Expenses	50204010	368,995.46	-	368,995.46	368,995.46	-	-	-	368,995.46	234,217.65	134,777.81	-	-	368,995.46	-	-	-
Electricity Expenses	50204220	-	-	-	-	-	-	-	-	-	-	-	-	-	-	-	-
Communication Expenses																	
Telephone Expenses	50205020	1,410.15	-	1,410.15	1,410.15	-	-	-	1,410.15	-	1,410.15	-	-	1,410.15	-	-	-
Professional Services																	
Other General Services	50212990	44,997.00	-	44,997.00	44,997.00	-	-	-	44,997.00	44,997.00	-	-	-	44,997.00	-	-	-
Other Maintenance and Operating Expenses																	
Representation Expenses	50299030	2,280.00	-	2,280.00	2,280.00	-	-	-	2,280.00	2,280.00	-	-	-	2,280.00	-	-	-
Other Maintenance and Operating Expenses	50299990	10,808.00	-	10,808.00	10,808.00	-	-	-	10,808.00	10,808.00	-	-	-	10,808.00	-	-	-
Financial Expenses																	
Bank Charges	50301040	-	-	-	-	-	-	-	-	-	-	-	-	-	-	-	-
Capital Outlay																	
Furniture & Fixtures	50604070	-	-	-	-	-	-	-	-	-	-	-	-	-	-	-	-
ICT Equipment	50604050-03	-	-	-	-	-	-	-	-	-	-	-	-	-	-	-	-
Other Machinery and Equipment	50604050	-	-	-	-	-	-	-	-	-	-	-	-	-	-	-	-
GRAND TOTAL		440,229.21	-	440,229.21	440,229.21	-	-	-	440,229.21	304,041.25	136,187.96	-	-	440,229.21	-	-	-

Certified Correct:  BEVERLY L. LETADA OIC, Budget Execution & Accountability Services Risk Management and Budget Office	Certified Correct:  EVANGELINE A. LAROSA OIC, Financial Reporting Services Accounting Office	Recommending Approval:  VERONICA C. COSCOS Director IV Risk Management and Budget Office	Approved By:  MARIA FE A. DINAPO Director IV Accounting Office
Date: 	Date: 	Date: 	Date: 






Approved By: 
NILDA B. PLARAS
 Assistant Commissioner
 Planning, Financial & Management Sector

SUMMARY OF APPROVED BUDGET, UTILIZATIONS, DISBURSEMENTS AND BALANCES BY OBJECT OF EXPENDITURES
As of the Quarter Ending June 30, 2021

Department : CONSTITUTIONAL OFFICES
 Agency : COMMISSION ON AUDIT
 Operating Unit : CONSOLIDATED CENTRAL OFFICE AND REGIONAL OFFICES
 Organization Code (UACS) : 31
 Funding Source Code (as clustered) : 06207549

Particulars	UACS CODE	Approved Budget			Utilization					Disbursements					BALANCES		
		Approved Budgeted Revenue	Adjustments (Additions, Reductions, Realignment)	Adjusted Budgeted Revenue	1st Quarter Ending March 31	2nd Quarter Ending June 30	3rd Quarter Ending Sept. 30	4th Quarter Ending Dec. 31	Total	1st Quarter Ending March 31	2nd Quarter Ending June 30	3rd Quarter Ending Sept. 30	4th Quarter Ending Dec. 31	Total	Unutilized Budget	Unpaid Utilizations (10-15) = (17+18)	
																Due and Demandable / Accounts Payable	Not Yet Due and Demandable
1	2	3	4	5=[3+(-)4]	6	7	8	9	10=(6+7+8+9)	11	12	13	14	15 = (11+12+13+14)	16=(5-10)	17	18
SUMMARY																	
A. AGENCY SPECIFIC BUDGET		10,380,738.32	-	10,380,738.32	6,280,901.06	4,099,837.26	-	-	10,380,738.32	2,903,447.35	7,467,894.57	-	-	10,371,341.92	-	1,219.88	8,176.52
Personnel Services		-	-	-	-	-	-	-	-	-	-	-	-	-	-	-	-
Salaries and Wages																	
Maintenance & Other Operating Expenses		6,200,254.21	-	6,200,254.21	2,550,660.95	3,649,593.26	-	-	6,200,254.21	2,401,585.75	3,789,272.06	-	-	6,190,857.81	-	1,219.88	8,176.52
Traveling Expenses - Local	50201010-00	153,600.00	-	153,600.00	31,650.00	121,950.00	-	-	153,600.00	31,650.00	121,950.00	-	-	153,600.00	-	-	-
Training Expenses	50202010-00	3,566,971.25	-	3,566,971.25	1,075,314.30	2,491,656.95	-	-	3,566,971.25	1,075,314.30	2,491,656.95	-	-	3,566,971.25	-	-	-
Office Supplies Expenses	50203010-00	94,615.50	-	94,615.50	51,601.50	43,014.00	-	-	94,615.50	51,601.50	41,149.45	-	-	92,750.95	-	0.00	1,864.55
Fuel, Oil and Lubricants Expenses	50203090-00	1,339.69	-	1,339.69	300.00	1,039.69	-	-	1,339.69	300.00	1,039.69	-	-	1,339.69	-	-	-
Semi-Expandable Machinery and Equipmen	50203210	35,689.00	-	35,689.00	26,189.00	9,500.00	-	-	35,689.00	25,653.55	10,035.45	-	-	35,689.00	-	-	-
Semi-Expandable Furniture and Fixtures	50203220-01	9,295.00	-	9,295.00	-	9,295.00	-	-	9,295.00	-	9,295.00	-	-	9,295.00	-	-	-
Other Supplies and Materials Expenses	50203990-00	53,513.20	-	53,513.20	32,520.10	20,993.10	-	-	53,513.20	32,520.10	20,534.92	-	-	53,055.02	-	458.18	-
Water Expenses	50204010-00	435,123.06	-	435,123.06	414,802.26	20,320.80	-	-	435,123.06	279,826.67	155,069.10	-	-	434,895.77	-	153.29	74.00
Electricity Expenses	50204020-00	377,925.78	-	377,925.78	242,077.43	135,848.35	-	-	377,925.78	242,046.00	135,879.78	-	-	377,925.78	-	-	-
Postage & Courier Services	50205010-00	-	-	-	-	-	-	-	-	-	-	-	-	-	-	-	-
Telephone Expenses	50205020	36,530.83	-	36,530.83	20,720.49	15,810.34	-	-	36,530.83	15,508.79	17,338.49	-	-	32,847.28	-	118.00	3,565.55
Internet Subscription Expenses	50205030-00	28,311.11	-	28,311.11	21,544.99	6,766.12	-	-	28,311.11	21,416.15	6,773.93	-	-	28,190.08	-	121.03	-
Cable, Satellite, Telegraph & Radio Expens	50205040-00	17,580.00	-	17,580.00	8,790.00	8,790.00	-	-	17,580.00	8,790.00	8,645.62	-	-	17,435.62	-	144.38	-
Repairs & Maintenance-Buildings and Othe	50213040	79,062.25	-	79,062.25	38,796.25	40,266.00	-	-	79,062.25	38,796.25	40,041.00	-	-	78,837.25	-	225.00	-
Repairs & Maintenance- Machinery and Eq	50213060	26,150.00	-	26,150.00	19,000.00	7,150.00	-	-	26,150.00	19,000.00	7,150.00	-	-	26,150.00	-	-	-
Insurance Expenses	50215030-00	81,126.74	-	81,126.74	81,126.74	-	-	81,126.74	81,126.74	81,126.74	-	-	-	81,126.74	-	-	-
Janitorial Services	50212020-00	187,390.10	-	187,390.10	74,556.52	112,833.58	-	-	187,390.10	71,476.97	114,653.35	-	-	186,130.32	-	(0.00)	1,259.78
Security Services	50212030-00	313,085.65	-	313,085.65	125,234.26	187,851.39	-	-	313,085.65	123,821.62	187,851.39	-	-	311,673.01	-	0.00	1,412.64
Other General Services	50212990-00	453,407.19	-	453,407.19	230,922.90	222,484.29	-	-	453,407.19	227,222.90	226,184.29	-	-	453,407.19	-	-	-
Subscription Expenses	50299070-00	165,000.00	-	165,000.00	-	165,000.00	-	-	165,000.00	-	165,000.00	-	-	165,000.00	-	-	-
Representation Expenses	50299990-00	21,780.00	-	21,780.00	10,680.00	11,100.00	-	-	21,780.00	10,680.00	11,100.00	-	-	21,780.00	-	-	-
Other Maintenance and Operating Expense	50299990-00	62,757.86	-	62,757.86	44,834.21	17,923.65	-	-	62,757.86	44,834.21	17,923.65	-	-	62,757.86	-	-	-

Particulars	UACS CODE	Approved Budget			Utilization					Disbursements					BALANCES		
		Approved Budgeted Revenue	Adjustments (Additions, Reductions, Realignment)	Adjusted Budgeted Revenue	1st Quarter Ending March 31	2nd Quarter Ending June 30	3rd Quarter Ending Sept. 30	4th Quarter Ending Dec. 31	Total	1st Quarter Ending March 31	2nd Quarter Ending June 30	3rd Quarter Ending Sept. 30	4th Quarter Ending Dec. 31	Total	Unutilized Budget	Unpaid Utilizations (10-15) = (17+18)	
																Due and Demandable / Accounts Payable	Not Yet Due and Demandable
1	2	3	4	5=[3+(-)4]	6	7	8	9	10=(6+7+8+9)	11	12	13	14	15 = (11+12+13+14)	16=(5-10)	17	18
Financial Expenses		-	-	-	-	-	-	-	-	-	-	-	-	-	-	-	-
Bank Charges	50301040-00	-	-	-	-	-	-	-	-	-	-	-	-	-	-	-	-
Capital Outlays		4,180,484.11	-	4,180,484.11	3,730,240.11	450,244.00	-	-	4,180,484.11	501,861.60	3,678,622.51	-	-	4,180,484.11	-	-	-
Property, Plant and Equipment Outlay																	
Buildings and Other Structures Outlay		-	-	-	-	-	-	-	-	-	-	-	-	-	-	-	-
Buildings	50604040 01	-	-	-	-	-	-	-	-	-	-	-	-	-	-	-	-
Machinery and Equipment Outlay																	
Office Equipment	50604050 02	36,960.00	-	36,960.00	36,960.00	-	-	-	36,960.00	36,960.00	-	-	-	36,960.00	-	-	-
Information and Communication Tech.Ed	50604050 03	872,230.11	-	872,230.11	492,480.11	379,750.00	-	-	872,230.11	464,901.60	407,328.51	-	-	872,230.11	-	-	-
Furniture and Fixtures	50604070 01	1,726,000.00	-	1,726,000.00	1,726,000.00	-	-	-	1,726,000.00	-	1,726,000.00	-	-	1,726,000.00	-	-	-
Other Machinery & Equipment	50604050-99	1,545,294.00	-	1,545,294.00	1,474,800.00	70,494.00	-	-	1,545,294.00	-	1,545,294.00	-	-	1,545,294.00	-	-	-

Certified Correct:  BEVERLEY L. LETADA Officer-in-Charge Budget Execution and Accountability Services Risk Management and Budget Office	Certified Correct:  EVANGELINE A. LAROSA Officer-in-Charge Financial Reporting Services Accounting Office	Recommending Approval:  VERONICA C. COSCOS Director IV Risk Management and Budget Office	Recommending Approval:  MARIA FE A. DINAPO Director IV Accounting Office	Approved By:  NILDA B. PLASAS Assistant Commissioner Planning, Finance and Management Sector
--	--	---	--	--