






**STATEMENT OF APPROVED BUDGET, UTILIZATIONS, DISBURSEMENTS AND BALANCES**  
**Central Office**  
**As of the Quarter Ending March 31, 2021**

Department : Commission on Audit  
 Agency : Commission on Audit  
 Operating Unit : \_\_\_\_\_  
 Organization Code (UACS) : 31  
 Funding Source Code (as clustered) : \_\_\_\_\_

Particulars	UACS CODE	Approved Budget			Budget Utilization					Disbursements					BALANCES		
		Approved Budgeted Revenue	Adjustments (Additions, Reductions, Realignment)	Adjusted Budgeted Revenue	1st Quarter	2nd Quarter	3rd Quarter	4th Quarter	Total	1st Quarter	2nd Quarter	3rd Quarter	4th Quarter	Total	Unutilized Budget	Unpaid Utilizations	
					Ending March 31	Ending June 30	Ending Sept. 30	Ending Dec. 31		Ending March 31	Ending June 30	Ending Sept. 30	Ending Dec. 31			Due and	Not Yet Due and
1	2	3	4	5=[3+(-)4]	6	7	8	9	10=(6+7+8+9)	11	12	13	14	15=(11+12+13+14)	16=(5-10)	17	18
<b>I. Off-Budget</b>																	
General Administration and Support																	
General Administration and Supervision		71,234	-	71,233.75	71,233.75	-	-	-	71,233.75	69,823.60	-	-	-	69,823.60	-	1,410.15	-
PS																	
PS		-	-	-	-				-					-		-	-
MOOE		71,233.75	-	71,233.75	71,233.75				71,233.75	69,823.60				69,823.60	-	1,410.15	-
Fin. Exp.		-	-	-	-				-					-		-	-
CO		-	-	-	-				-					-		-	-
Support to Operations		368,995.46	-	368,995.46	368,995.46	-	-	-	368,995.46	234,217.65	-	-	-	234,217.65	-	134,777.81	-
PS																	
PS		-	-	-	-				-					-		-	-
MOOE		368,995.46	-	368,995.46	368,995.46				368,995.46	234,217.65				234,217.65	-	134,777.81	-
CO		-	-	-	-				-					-		-	-
<b>GRAND TOTAL</b>		<b>440,229.21</b>	<b>-</b>	<b>440,229.21</b>	<b>440,229.21</b>	<b>-</b>	<b>-</b>	<b>-</b>	<b>440,229.21</b>	<b>304,041.25</b>	<b>-</b>	<b>-</b>	<b>-</b>	<b>304,041.25</b>	<b>-</b>	<b>136,187.96</b>	<b>-</b>
PS																	
PS		-	-	-	-				-					-		-	-
MOOE		440,229.21	-	440,229.21	440,229.21				440,229.21	304,041.25				304,041.25	-	136,187.96	-
Fin. Exp.		-	-	-	-				-					-		-	-
CO		-	-	-	-				-					-		-	-

Certified Correct:  BEVERLY Q. LETADA OIC, Budget Execution & Accountability Services Risk Management and Budget Office Date: _____	Certified Correct:  EVANGELINE A. LAROSA OIC, Financial Reporting Services Accounting Office Date: _____	Recommending Approval:  VERONICA C. COSCOS Director IV Risk Management and Budget Office Date: _____	Approved By:  MARIA FE A. DINAPO Director IV Accounting Office Date: 4.22.2021	 Director NILDA B. PLARAS Officer In Charge Assistant Commissioner Planning Finance and Management Sector Date: 4/28/21
---------------------------------------------------------------------------------------------------------------------------------------------------------------------------------------------------------------------------------------	------------------------------------------------------------------------------------------------------------------------------------------------------------------------------------------------------------	---------------------------------------------------------------------------------------------------------------------------------------------------------------------------------------------------------	------------------------------------------------------------------------------------------------------------------------------------------------------------------------------------	--------------------------------------------------------------------------------------------------------------------------------------------------------------------------------------------------------------------------

**STATEMENT OF APPROVED BUDGET, UTILIZATIONS, DISBURSEMENTS AND BALANCES  
CONSOLIDATED CENTRAL AND REGIONAL OFFICES  
As of the Quarter Ending March 31, 2021**

Department : CONSTITUTIONAL OFFICES  
 Agency : COMMISSION ON AUDIT  
 Operating Unit : \_\_\_\_\_  
 Organization Code (UACS) : 31  
 Funding Source Code (as clustered) : 06207549

Particulars	UACS CODE	Approved Budget			Budget Utilization					Disbursements					BALANCES		
		Approved Budgeted Revenue	Adjustments (Additions, Reductions, Realignment)	Adjusted Budgeted Revenue	1st Quarter Ending March 31	2nd Quarter Ending June 30	3rd Quarter Ending Sept 30	4th Quarter Ending Dec. 31	Total	1st Quarter Ending March 31	2nd Quarter Ending June 30	3rd Quarter Ending Sept 30	4th Quarter Ending Dec. 31	Total	Unutilized Budget	Unpaid Utilizations (10-15) = (17+18)	
																Due and Demandable/Accounts Payable	Not Yet Due and Demandable
1	2	3	4	5=[3+(-)4]	6	7	8	9	10 = (6+7+8+9)	11	12	13	14	15=(11+12+13+14)	16=(5-10)	17	18
<b>I. Agency Approved Budget</b>																	
<b>General Administration and Support</b>		6,280,901.06	-	6,280,901.06	6,280,901.06	-	-	-	6,280,901.06	2,903,447.35	-	-	-	2,903,447.35	-	3,341,692.09	35,761.62
General Administration and Supervision		5,736,859.15	-	5,736,859.15	5,736,859.15	-	-	-	5,736,859.15	2,498,513.17	-	-	-	2,498,513.17	-	3,202,584.36	35,761.62
PAP		-	-	-	-	-	-	-	-	-	-	-	-	-	-	-	-
PS		-	-	-	-	-	-	-	-	-	-	-	-	-	-	-	-
MOOE		2,075,044.04	-	2,075,044.04	2,075,044.04	-	-	-	2,075,044.04	2,061,410.94	-	-	-	2,061,410.94	-	1,784.36	11,848.74
CO		3,661,815.11	-	3,661,815.11	3,661,815.11	-	-	-	3,661,815.11	437,102.23	-	-	-	437,102.23	-	3,200,800.00	23,912.88
Support to Operations		544,041.91	-	544,041.91	544,041.91	-	-	-	544,041.91	404,934.18	-	-	-	404,934.18	-	139,107.73	-
PAP		-	-	-	-	-	-	-	-	-	-	-	-	-	-	-	-
PS		-	-	-	-	-	-	-	-	-	-	-	-	-	-	-	-
MOOE		475,616.91	-	475,616.91	475,616.91	-	-	-	475,616.91	340,174.81	-	-	-	340,174.81	-	135,442.10	-
CO		68,425.00	-	68,425.00	68,425.00	-	-	-	68,425.00	64,759.37	-	-	-	64,759.37	-	3,665.63	-
<b>Operations</b>		-	-	-	-	-	-	-	-	-	-	-	-	-	-	-	-
MFO 1 - [MFO Description]		-	-	-	-	-	-	-	-	-	-	-	-	-	-	-	-
PAP		-	-	-	-	-	-	-	-	-	-	-	-	-	-	-	-
PS		-	-	-	-	-	-	-	-	-	-	-	-	-	-	-	-
MOOE		-	-	-	-	-	-	-	-	-	-	-	-	-	-	-	-
CO		-	-	-	-	-	-	-	-	-	-	-	-	-	-	-	-
<b>GRAND TOTAL</b>		6,280,901.06	-	6,280,901.06	6,280,901.06	-	-	-	6,280,901.06	2,903,447.35	-	-	-	2,903,447.35	-	3,341,692.09	35,761.62
PS		-	-	-	-	-	-	-	-	-	-	-	-	-	-	-	-
MOOE		2,550,660.95	-	2,550,660.95	2,550,660.95	-	-	-	2,550,660.95	2,401,585.75	-	-	-	2,401,585.75	-	137,226.46	11,848.74
Fin Exp.(if applicable)		-	-	-	-	-	-	-	-	-	-	-	-	-	-	-	-
CO		3,730,240.11	-	3,730,240.11	3,730,240.11	-	-	-	3,730,240.11	501,861.60	-	-	-	501,861.60	-	3,204,465.63	23,912.88

Certified Correct:

  
**BEVERLY L. LETADA**  
 Officer-in-Charge

Budget Execution and Accountability Services  
 Risk Management and Budget Office

Certified Correct:

  
**EVANGELINE A. LAROSA**  
 Officer-in-Charge  
 Financial Reporting Services  
 Accounting Office


Recommending Approval:

  
**VERONICA C. COSCOS**  
 Director IV  
 Risk Management and Budget Office

Recommending Approval:

  
**MARIA FE A. DINAPO**  
 Director IV  
 Accounting Office

Approved By:

  
**NILDA B. PLARAS**  
 Director  
 Officer-in-Charge Assistant Commissioner  
 Planning, Finance and Management Sector