

List of Allotments and Sub-Allotments
As of the Quarter Ending December 31, 2020

FAR 1B


Department : 31- COMMISSION ON AUDIT
 Agency : 000-COMMISSION ON AUDIT
 Operating Unit : CENTRAL & REGIONAL OFFICES (CONSOLIDATED)
 Organization Code (UACS) :
 Funding Source Code (as clustered) :
 (e.g. Old Fund Code: 101,102, 151)

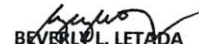
X	Current Year Appropriations
	Continuing Appropriations

No.	Allotments / Sub-Allotments		Funding Source		Allotments / Sub-Allotments received from COs / ROs				p-Allotment to Regions/Operating U				Total Allotments / Net of Sub-allotments			
	Number	Date	Description	UACS Code	PS	MOOE	CO	Total	PS	MOOE	CO	Total	PS	MOOE	CO	Total
1	2	3	4	5	6	7	8	9=(6+7+8)	10	11	12	13=(10+11+12)	14 = (6+10)	15 = (7+11)	16 = (8 + 12)	17=(14+15+16)
A. Allotments received from DBM																
1		2-Jan-20	Agency Specific Budget	1 01 101	11,653,650,000.00	544,594,000.00	152,295,000.00	12,350,539,000.00				-	11,653,650,000.00	544,594,000.00	152,295,000.00	12,350,539,000.00
2		2-Jan-20	RLIP	1 04 102	622,567,000.00			622,567,000.00					622,567,000.00			622,567,000.00
3	SARO-BMB-C-20-0003607	20-Mar-20	RLIP	1 04 102	31,041,000.00			31,041,000.00					31,041,000.00			31,041,000.00
4	SARO-BMB-C-20-0010311	18-May-20	RLIP	1 04 102	(23,281,000.00)			(23,281,000.00)					(23,281,000.00)			(23,281,000.00)
5	SARO-BMB-C-20-0003606	20-Mar-20	MPBF		303,671,000.00			303,671,000.00					303,671,000.00			303,671,000.00
6	GARO No. 2020-02 (COA)	02-Apr-20	RLIP	1 04 102	(466,925,000.00)			(466,925,000.00)					(466,925,000.00)			(466,925,000.00)
7	SARO-BMB-C-20-0019593	18-Nov-20	MPBF		227,312,824.00			227,312,824.00					227,312,824.00			227,312,824.00
	Unreleased Allotment						(60,000,000.00)	(60,000,000.00)							(60,000,000.00)	(60,000,000.00)
					12,348,035,824.00	544,594,000.00	92,295,000.00	12,984,924,824.00	-	-	-	-	12,348,035,824.00	544,594,000.00	92,295,000.00	12,984,924,824.00
B. Sub-allotments received from																
1																
2																
	Sub-Total				-	-	-	-	-	-	-	-	-	-	-	-
	Total Allotments				12,348,035,824.00	544,594,000.00	92,295,000.00	12,984,924,824.00	-	-	-	-	12,348,035,824.00	544,594,000.00	92,295,000.00	12,984,924,824.00
	Summary by Funding Source Code:															
	Agency Specific Budget			1 01 101	12,350,539,000.00											
	RLIP			1 04 102	630,327,000.00											
	MPBF				303,671,000.00											

Prepared by:

Certified Correct:


FREDDIE M. VARGO
 AO V
 BEAS, RMBO


BEVERLY L. LETADA
 OIC, Budget Execution and Accountability Services
 Risk Management and Budget Office

**List of Allotments and Sub-Allotments
As of the Quarter Ending December 31, 2020**

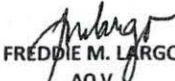
FAR 1B

Department : 31- COMMISSION ON AUDIT
 Agency : 000-COMMISSION ON AUDIT
 Operating Unit : CENTRAL & REGIONAL OFFICES (CONSOLIDATED)
 Organization Code (UACS) :
 Funding Source Code (as clustered) : _____
 (e.g. Old Fund Code: 101,102, 151)

	Current Year Appropriations
X	Continuing Appropriations

No.	Allotments / Sub-Allotments		Funding Source		Allotments / Sub-Allotments received from COs / ROs				Sub-Allotment to Regions/Operating Unit				Total Allotments / Net of Sub-allotments			
	Number	Date	Description	UACS Code	PS	MOOE	CO	Total	PS	MOOE	CO	Total	PS	MOOE	CO	Total
1	2	3	4	5	6	7	8	9=(6+7+8)	10	11	12	13=(10+11+12)	14 = (6+10)	15 = (7+11)	16 = (8 + 12)	17=(14+15+16)
A. Allotments received from DBM																
1			Specific					-								
2			RLIP					-								
3	SARO-BMB-C-20-0000076	17-Jan-20	Specific	1102101	4,395,278.00			4,395,278.00					4,395,278.00			4,395,278.00
4	SARO-BMB-C-20-0000078	17-Jan-20	Specific	1102101	23,300,644.00			23,300,644.00					23,300,644.00			23,300,644.00
5	SARO-BMB-C-20-0000119	21-Jan-20	Specific	1102101	4,808,912.00			4,808,912.00					4,808,912.00			4,808,912.00
6	SARO-BMB-C-20-0000329	29-Jan-20	Specific	1102101	15,046,071.00			15,046,071.00					15,046,071.00			15,046,071.00
7	SARO-BMB-C-20-0000330	29-Jan-20	Specific	1102101	5,615,179.00			5,615,179.00					5,615,179.00			5,615,179.00
8	SARO-BMB-C-20-0000331	29-Jan-20	Specific	1102101	10,309,764.00			10,309,764.00					10,309,764.00			10,309,764.00
9	SARO-BMB-C-20-0000593	07-Feb-20	Specific	1102101	1,889,817.00			1,889,817.00					1,889,817.00			1,889,817.00
10	SARO-BMB-C-20-0000686	11-Feb-20	Specific	1102101	2,799,705.00			2,799,705.00					2,799,705.00			2,799,705.00
11	SARO-BMB-C-20-0000888	18-Feb-20	Specific	1102101	13,983,824.00			13,983,824.00					13,983,824.00			13,983,824.00
12	SARO-BMB-C-20-0000889	18-Feb-20	Specific	1102101	6,537,541.00			6,537,541.00					6,537,541.00			6,537,541.00
13	SARO-BMB-C-20-0001284	28-Feb-20	Specific	1102101	87,981.00			87,981.00					87,981.00			87,981.00
14	SARO-BMB-C-20-0001285	28-Feb-20	Specific	1102101	4,310,032.00			4,310,032.00					4,310,032.00			4,310,032.00
15	SARO-BMB-C-20-0002275	16-Mar-20	Specific	1102101			55,072,000.00	55,072,000.00							55,072,000.00	55,072,000.00
16	SARO-BMB-C-20-0018748	05-Nov-20	Specific	1102101			25,000,000.00	25,000,000.00							25,000,000.00	25,000,000.00
					93,084,748.00	-	80,072,000.00	173,156,748.00	-	-	-	-	93,084,748.00	-	55,072,000.00	173,156,748.00
B. Sub-allotments received from																
1																
2																
	Sub-Total				-	-	-	-	-	-	-	-	-	-	-	-
	Total Allotments				93,084,748.00	-	80,072,000.00	173,156,748.00	-	-	-	-	93,084,748.00	-	55,072,000.00	173,156,748.00
Summary by Funding Source Code:																
	Agency Specific		1 01 101		-											
	RLIP		1 04 102		-											
	Agency Specific		1102101		173,156,748.00											

Prepared by:


FREDDIE M. LARGO
 AO V
 BEAS, RMBO

Certified Correct:


BEVERLY L. LETADA
 OIC, Budget Execution and Accountability Services
 Risk Management and Budget Office