


**STATEMENT OF APPROVED BUDGET, UTILIZATIONS, DISBURSEMENTS AND BALANCES  
CONSOLIDATED CENTRAL/REGIONAL OFFICES  
As of the Quarter Ending December 31, 2019**


Department : CONSTITUTIONAL OFFICES  
 Agency : COMMISSION ON AUDIT  
 Operating Unit : \_\_\_\_\_  
 Organization Code (UACS) : 31  
 Funding Source Code (as clustered) : 06207549

Particulars	UACS CODE	Approved Budget			Budget Utilization					Disbursements					BALANCES		
		Approved Budgeted Revenue	Adjustments (Additions, Reductions, Realignment)	Adjusted Budgeted Revenue	1st Quarter Ending March 31	2nd Quarter Ending June 30	3rd Quarter Ending Sept 30	4th Quarter Ending Dec. 31	Total	1st Quarter Ending March 31	2nd Quarter Ending June 30	3rd Quarter Ending Sept 30	4th Quarter Ending Dec. 31	Total	Unutilized Budget	Unpaid Utilizations (10-15) = (17+18) Due and Demandable / Accounts Payable	Due and Demandable
1	2	3	4	5=[3+(-)4]	6	7	8	9	10 = (6+7+8+9)	11	12	13	14	15=(11+12+13+14)	16=(5-10)	17	18
<b>I. Agency Approved Budget</b>																	
<b>General Administration and Support</b>		185,911,336	-	185,911,336	25,302,564	20,059,723	41,837,842	98,711,207	185,911,336	16,896,696	20,683,545	41,092,069	95,141,794	173,814,104	0	9,308,456	2,788,776
General Administration and Supervision		170,575,956	-	170,575,956	23,434,869	18,236,456	41,045,785	87,858,846.00	170,575,956	15,760,215	18,643,596	39,897,755	85,533,199	159,834,765	-	8,666,515	2,074,676
PAP																	
PS		391,927	-	391,927	92,876	113,048	94,594	91,409	391,927	89,317	111,886	93,659	77,361	372,223	-	19,704	-
MOOE		160,499,675	-	160,499,675	20,252,302	17,697,393	37,025,184	85,524,796	160,499,675	14,374,494	16,673,409	38,879,401	81,530,582	151,457,886	-	8,009,043	1,032,746
Fin Exp.(if applicable)		-	-	-	-	-	-	-	-	-	-	-	-	-	-	-	-
CO		9,684,354	-	9,684,354	3,089,691	426,015	3,926,007	2,242,641	9,684,354	1,296,404	1,858,301	924,695	3,925,256	8,004,656	-	637,768	1,041,930
Support to Operations		15,335,380	-	15,335,380	1,867,695	1,823,267	792,057	10,852,361	15,335,380	1,136,481	2,039,949	1,194,314	9,608,595	13,979,339	0	641,941	714,100
PAP																	
PS		180,623	-	180,623	43,024	41,445	60,559	35,595	180,623	43,024	41,445	60,559	27,486	172,514	(0)	8,109	-
MOOE		14,236,670	-	14,236,670	1,824,671	1,625,835	683,498	10,102,666	14,236,670	1,093,457	1,850,873	1,079,970	9,578,538	13,602,838	0	633,832	-
CO		918,087	-	918,087	-	155,987	48,000	714,100	918,087	-	147,631	53,785	2,571	203,987	-	-	714,100
<b>Operations</b>		-	-	-	-	-	-	-	-	-	-	-	-	-	-	-	-
MFO 1 - [MFO Description]																	
PAP																	
PS		-	-	-	-	-	-	-	-	-	-	-	-	-	-	-	-
MOOE		-	-	-	-	-	-	-	-	-	-	-	-	-	-	-	-
CO		-	-	-	-	-	-	-	-	-	-	-	-	-	-	-	-
<b>GRAND TOTAL</b>		185,911,336	-	185,911,336	25,302,564	20,059,723	41,837,842	98,711,207	185,911,336	16,896,696	20,683,545	41,092,069	95,141,794	173,814,104	0	9,308,456	2,788,776
PS		572,550	-	572,550	135,900	154,493	155,153	127,004	572,550	132,341	153,331	154,218	104,847	544,737	(0)	27,813	-
MOOE		174,736,345	-	174,736,345	22,076,973	19,323,228	37,708,682	95,627,462	174,736,345	15,467,951	18,524,282	39,959,371	91,109,120	165,060,724	0	8,642,875	1,032,746
Fin Exp.(if applicable)		-	-	-	-	-	-	-	-	-	-	-	-	-	-	-	-
CO		10,602,441	-	10,602,441	3,089,691	582,002	3,974,007	2,956,741	10,602,441	1,296,404	2,005,932	978,480	3,927,827	8,208,643	-	637,768	1,756,030


Certified Correct:

  
**BEVERLY L. LETADA**  
 Officer-in-Charge  
 Budget Execution and Accountability Services  
 Risk Management and Budget Office

Certified Correct:

  
**EVANGELINE A. LAROSA**  
 Officer-in-Charge  
 Financial Reporting Services  
 Accounting Office


Recommending Approval:

  
**VERONICA C. COSCOS**  
 Director IV  
 Risk Management and Budget Office

Recommending Approval:

  
**MARIA FE A. DINAPO**  
 Director IV  
 Accounting Office

Approved By:

  
**CARMELA S. PEREZ**  
 Assistant Commissioner  
 Planning, Finance and Management Sector