
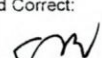



**STATEMENT OF APPROVED BUDGET, UTILIZATIONS, DISBURSEMENTS AND BALANCES  
CONSOLIDATED CENTRAL/REGIONAL OFFICES  
As of the Quarter Ending June 30, 2017**

Department : CONSTITUTIONAL OFFICES  
 Agency : COMMISSION ON AUDIT  
 Operating Unit : \_\_\_\_\_  
 Organization Code (UACS) : 31  
 Funding Source Code (as clustered) : \_\_\_\_\_


Particulars	UACS CODE	Approved Budget			Budget Utilization					Disbursements					BALANCES		
		Approved Budgeted Revenue	Adjustments (Additions, Reductions, Realignment)	Adjusted Budgeted Revenue	1st Quarter Ending March 31	2nd Quarter Ending June 30	3rd Quarter Ending Sept 30	4th Quarter Ending Dec. 31	Total	1st Quarter Ending March 31	2nd Quarter Ending June 30	3rd Quarter Ending Sept 30	4th Quarter Ending Dec. 31	Total	Unutilized Budget	Unpaid Utilizations (10-15) = (17+18)	
																Due and Demandable / Accounts Payable	Due and Demandable
1	2	3	4	5=[3+(-)4]	6	7	8	9	10 = (6+7+8+9)	11	12	13	14	15=(11+12+13+14)	16=(5-10)	17	18
<b>I. Agency Approved Budget</b>																	
General Administration and Support		16,730,847	1,865,433	18,596,280	5,328,680	6,096,129	-	-	11,424,809	5,226,960	5,653,281	-	-	10,880,241	7,171,471	511,968	32,600
General Administration and Supervision																	
PAP																	
PS		194,294	-	194,294	82,328	87,901	-	-	170,229	82,328	87,901	-	-	170,229	24,665	-	-
MOOE		16,220,485	1,421,321	17,641,806	4,949,095	5,545,305	-	-	10,494,400	4,847,375	5,496,289	-	-	10,343,664	7,147,406	118,136	32,600
CO		316,068	444,112	760,180	297,257	462,923	-	-	760,180	297,257	69,091	-	-	366,348	-	393,832	-
Support to Operations		2,422,870	280,510	2,703,380	1,622,648	1,080,732	-	-	2,703,380	1,575,513	956,709	-	-	2,532,222	-	137,558	33,600
PAP																	
PS		83,662	4,140	87,802	47,782	40,020	-	-	87,802	39,219	48,583	-	-	87,802	-	-	-
MOOE		2,059,380	276,370	2,335,750	1,295,038	1,040,712	-	-	2,335,750	1,256,466	908,126	-	-	2,164,592	-	137,558	33,600
CO		279,828	-	279,828	279,828	-	-	-	279,828	279,828	-	-	-	279,828	-	-	-
Operations		2,165,103	200,768	2,365,871	686,401	1,207,910	-	-	1,894,311	660,736	1,179,250	-	-	1,839,986	471,560	54,325	-
MFO 1 - [MFO Description]																	
PAP																	
PS		-	-	-	-	-	-	-	-	-	-	-	-	-	-	-	-
MOOE		2,165,103	200,768	2,365,871	686,401	1,207,910	-	-	1,894,311	660,736	1,179,250	-	-	1,839,986	471,560	54,325	-
CO		-	-	-	-	-	-	-	-	-	-	-	-	-	-	-	-
<b>GRAND TOTAL</b>		<b>21,318,820</b>	<b>2,346,711</b>	<b>23,665,531</b>	<b>7,637,729</b>	<b>8,384,771</b>	<b>-</b>	<b>-</b>	<b>16,022,500</b>	<b>7,463,209</b>	<b>7,789,240</b>	<b>-</b>	<b>-</b>	<b>15,252,449</b>	<b>7,643,031</b>	<b>703,851</b>	<b>66,200</b>
PS		277,956	4,140	282,096	130,110	127,921	-	-	258,031	121,547	136,484	-	-	258,031	24,065	-	-
MOOE		20,444,968	1,898,459	22,343,427	6,930,534	7,793,927	-	-	14,724,461	6,764,577	7,583,665	-	-	14,348,242	7,618,966	310,019	66,200
CO		595,896	444,112	1,040,008	577,085	462,923	-	-	1,040,008	577,085	69,091	-	-	646,176	-	393,832	-
Recapitulation by MFO:																	
MFO 1		2,165,103	200,768	2,365,871	686,401	1,207,910	-	-	1,894,311	660,736	1,179,250	-	-	1,839,986	471,560	54,325	-
MFO 2																	
OF WHICH:																	
Major Programs/Projects																	
KRA No. 1 - Anti-Corruption, Transparent, Accountable and Participatory Governance																	
Program Budgeting:																	
MPP																	

Certified Correct:  
  
**REBECCA C. DACANAY**  
 Director II  
 Budget Execution and Accountability Services  
 Risk Management and Budget Office

Certified Correct:  
  
**CONNIE S. BENEDICTOS**  
 Director II  
 Financial Reporting Services  
 Accounting Office

Recommending Approval:  
  
**VERONICA C. COSCOS**  
 Director IV  
 Risk Management and Budget Office

Recommending Approval:  
  
**MARIA FE A. DINAPO**  
 Director IV  
 Accounting Office

Approved By:  
  
**CARMELA S. PEREZ**  
 Assistant Commissioner  
 Planning, Finance and Management Sector