






**SUMMARY OF APPROVED BUDGET, UTILIZATIONS, DISBURSEMENTS AND BALANCES BY OBJECT OF EXPENDITURES
CONSOLIDATED CENTRAL & REGIONAL OFFICES
As of the Quarter Ending December 31, 2019**

Department : CONSTITUTIONAL OFFICES
 Agency : COMMISSION ON AUDIT
 Operating Unit : _____
 Organization Code (UACS) : 31
 Funding Source Code (as clustered) : 06207549

Particulars	UACS CODE	Approved Budget			Utilization					Disbursements					BALANCES		
		Approved Budgeted Revenue	Adjustments (Additions, Reductions, Realignment)	Adjusted Budgeted Revenue	1st Quarter Ending March 31	2nd Quarter Ending June 30	3rd Quarter Ending Sept. 30	4th Quarter Ending Dec. 31	Total	1st Quarter Ending March 31	2nd Quarter Ending June 30	3rd Quarter Ending Sept. 30	4th Quarter Ending Dec. 31	Total	Unutilized Budget	Unpaid Utilizations (10-15) = (17+18)	
																Due and Demandable / Accounts Payable	Not Yet Due and Demandable
1	2	3	4	5=[3+(-)4]	6	7	8	9	10=(6+7+8+9)	11	12	13	14	15 = (11+12+13+14)	16=(5-10)	17	18
SUMMARY																	
A. AGENCY SPECIFIC BUDGET		185,911,336	-	185,911,336	25,302,564	20,059,723	41,837,842	98,711,207	185,911,336	16,896,696	20,683,545	41,092,069	95,141,794	173,814,104	-	9,308,456	2,788,776
Personnel Services		572,550	-	572,550	135,900	154,493	155,153	127,004	572,550	132,341	153,331	154,218	104,847	544,737	-	27,813	-
Salaries and Wages		-	-	-	-	-	-	-	-	-	-	-	-	-	-	-	-
Other Compensation		-	-	-	-	-	-	-	-	-	-	-	-	-	-	-	-
Overtime & Night Pay	50102030-01	572,550	-	572,550	135,900	154,493	155,153	127,004	572,550	132,341	153,331	154,218	104,847	544,737	-	27,813	-
Maintenance & Other Operating Expenses		174,736,345	-	174,736,345	22,076,973	19,323,228	37,708,682	95,627,462	174,736,345	15,467,951	18,524,282	39,959,371	91,109,120	165,060,724	-	8,642,875	1,032,746
Traveling Expenses - Local	50201010-00	3,582,930	-	3,582,930	363,444	555,627	1,155,091	1,508,768	3,582,930	236,027	683,044	1,128,447	1,478,261	3,525,779	-	57,151	-
Traveling Expenses - Foreign	50201020-00	36,700	-	36,700	36,700	-	-	-	36,700	36,700	-	-	-	36,700	-	-	-
Training Expenses	50202010-00	140,103,653	-	140,103,653	15,803,711	11,409,485	26,887,976	86,002,481	140,103,653	10,840,068	10,503,574	27,925,490	82,858,881	132,128,013	-	6,949,894	1,025,746
Office Supplies Expenses	50203010-00	5,161,803	-	5,161,803	419,354	2,132,271	2,312,507	297,671	5,161,803	419,354	1,639,095	2,693,429	366,251	5,118,129	-	43,674	-
Fuel, Oil and Lubricants Expenses	50203090-00	90,450	-	90,450	13,738	21,505	22,308	32,899	90,450	13,538	21,705	22,308	32,899	90,450	-	-	-
Semi-Expandable Machinery and Equipmen	50203210	810,141	-	810,141	112,469	381,952	26,021	289,699	810,141	109,745	382,702	27,353	270,742	790,542	-	19,599	-
Semi-Expandable Furniture and Fixtures	50203220-01	1,838,748	-	1,838,748	819,900	75,171	98,777	844,900	1,838,748	11,400	53,175	929,273	772,076	1,765,924	-	72,824	-
Other Supplies and Materials Expenses	50203990-00	839,585	-	839,585	358,651	210,399	145,191	125,344	839,585	23,210	490,341	200,690	125,344	839,585	-	-	-
Water Expenses	50204010-00	6,651,982	-	6,651,982	1,527,287	1,464,353	1,565,906	2,094,436	6,651,982	1,493,180	1,474,710	1,540,814	1,133,957	5,642,661	-	1,009,321	-
Electricity Expenses	50204020-00	5,516,804	-	5,516,804	564,018	1,197,168	2,121,607	1,634,011	5,516,804	560,472	1,194,074	2,123,495	1,402,369	5,280,410	-	236,394	-
Postage & Courier Services	50205010-00	158,501	-	158,501	-	9,600	52,314	96,587	158,501	-	9,600	50,414	54,585	114,599	-	43,902	-
Telephone Expenses	50205020	95,433	-	95,433	12,026	14,412	12,878	56,117	95,433	11,829	14,609	12,790	47,686	86,914	-	8,519	-
Internet Subscription Expenses	50205030-00	64,691	-	64,691	13,794	21,460	17,339	12,098	64,691	13,507	20,994	17,371	12,525	64,397	-	294	-
Cable, Satellite, Telegraph & Radio Expens	50205040-00	60,859	-	60,859	29,160	10,127	11,102	10,470	60,859	28,944	10,179	11,135	9,605	59,863	-	996	-
Repairs & Maintenance-Buildings and Othe	50213040	832,762	-	832,762	61,320	82,041	532,745	156,656	832,762	58,135	76,726	499,645	184,156	818,662	-	7,100	7,000
Repairs & Maintenance- Machinery and Eq	50213060	1,150,721	-	1,150,721	309,747	326,898	74,840	439,236	1,150,721	33,431	537,973	101,557	453,025	1,125,986	-	24,735	-
Repairs & Maintenance-Furnitures and Fixt	50213070-01	93,278	-	93,278	-	38,915	39,363	15,000	93,278	-	38,915	39,363	15,000	93,278	-	-	-
Insurance Expenses	50215030-00	1,012,861	-	1,012,861	121,894	-	890,967	-	1,012,861	121,894	-	890,967	-	1,012,861	-	-	-
Janitorial Services	50212020-00	955,489	-	955,489	172,335	148,070	221,369	413,715	955,489	172,335	148,070	221,369	400,639	942,413	-	13,076	-
Security Services	50212030-00	902,333	-	902,333	210,042	175,579	234,106	282,606	902,333	210,042	175,579	234,106	282,606	902,333	-	-	-
Other General Services	50212990-00	3,636,801	-	3,636,801	946,954	848,696	872,184	968,967	3,636,801	918,462	848,696	872,184	909,084	3,548,426	-	88,375	-
Subscription Expenses	50299070-00	3,737	-	3,737	1,857	-	-	1,880	3,737	1,857	-	-	1,880	3,737	-	-	-
Representation Expenses	50299990-00	193,457	-	193,457	-	8,450	97,050	87,957	193,457	-	8,450	97,050	82,857	188,357	-	5,100	-
Other Maintenance and Operating Expens	50299990-00	942,626	-	942,626	178,572	191,049	317,041	255,964	942,626	153,821	192,071	320,121	214,692	880,705	-	61,921	-

Particulars	UACS CODE	Approved Budget			Utilization					Disbursements					BALANCES		
		Approved Budgeted Revenue	Adjustments (Additions, Reductions, Realignment)	Adjusted Budgeted Revenue	1st Quarter Ending March 31	2nd Quarter Ending June 30	3rd Quarter Ending Sept. 30	4th Quarter Ending Dec. 31	Total	1st Quarter Ending March 31	2nd Quarter Ending June 30	3rd Quarter Ending Sept. 30	4th Quarter Ending Dec. 31	Total	Unutilized Budget	Unpaid Utilizations (10-15) = (17+18)	
																Due and Demandable / Accounts Payable	Not Yet Due and Demandable
1	2	3	4	5=[3+(-)4]	6	7	8	9	10=(6+7+8+9)	11	12	13		15 = (11+12+13+14)	16=(5-10)	17	18
Financial Expenses		-	-	-	-	-	-	-	-	-	-	-	-	-	-	-	-
Bank Charges	50301040-00	-	-	-	-	-	-	-	-	-	-	-	-	-	-	-	-
Capital Outlays		10,602,441	-	10,602,441	3,089,691	582,002	3,974,007	2,956,741	10,602,441	1,296,404	2,005,932	978,480	3,927,827	8,208,643	-	637,768	1,756,030
Property, Plant and Equipment Outlay																	
Buildings	50604040 01	1,633,401	-	1,633,401	1,633,401	-	763,715	(763,715)	1,633,401	-	1,272,400	-	361,001	1,633,401	-	-	-
Machinery and Equipment Outlay																	
Office Equipment	50604050 02	3,577,669	-	3,577,669	1,142,070	177,000	649,165	1,609,434	3,577,669	1,142,070	177,000	646,594	1,187,887	3,153,551	-	424,118	-
Information and Communication Tech. Eq.	50604050 03	679,081	-	679,081	87,600	171,982	44,890	374,609	679,081	-	251,226	53,246	160,959	465,431	-	213,650	-
Furniture and Fixtures	50604070 01	285,318	-	285,318	-	29,970	114,260	141,088	285,318	-	29,970	114,260	141,088	285,318	-	-	-
Communication Equipment	10605070-00	3,581,272	-	3,581,272	226,620	203,050	2,401,977	749,625	3,581,272	154,334	275,336	164,380	2,039,292	2,633,342	-	-	947,930
Other Machinery & Equipment	50604050-99	845,700	-	845,700	-	-	-	845,700	845,700	-	-	-	37,600	37,600	-	-	808,100
Other Prop. Plant and Equipment	50604090	-	-	-	-	-	-	-	-	-	-	-	-	-	-	-	-
Certified Correct:		Certified Correct:			Recommending Approval:					Recommending Approval:					Approved By:		
 BEVERLY L. LETADA Officer-in-Charge Budget Execution and Accountability Services Risk Management and Budget Office		 EVANGELINE A. LAROSA Officer-in-Charge Financial Reporting Services Accounting Office			 VERONICA C. COSCOS Director IV Risk Management and Budget Office					 MARIA FE A. DINAPO Director IV Accounting Office					 CARMELA S. PEREZ Assistant Commissioner Planning, Finance and Management Sector		