

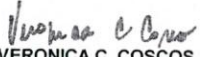
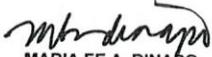



STATEMENT OF APPROVED BUDGET, UTILIZATIONS, DISBURSEMENTS AND BALANCES
Central Office
As of the Quarter Ending December 31, 2018

Department : Commission on Audit
 Agency : Commission on Audit
 Operating Unit : _____
 Organization Code (UACS) : 31
 Funding Source Code (as clustered) : _____


Particulars	UACS CODE	Approved Budget			Budget Utilization					Disbursements					BALANCES		
		Approved Budgeted Revenue	Adjustments (Additions, Reductions, Realignment)	Adjusted Budgeted Revenue	1st Quarter	2nd Quarter	3rd Quarter	4th Quarter	Total	1st Quarter	2nd Quarter	3rd Quarter	4th Quarter	Total	Unutilized Budget	Unpaid Utilizations (10-15) = (17+18)	
					Ending March 31	Ending June 30	Ending Sept. 30	Ending Dec. 31		Ending March 31	Ending June 30	Ending Sept. 30	Ending Dec. 31			Due and Demandable / Accounts Payable	Not Yet Due and Demandable
1	2	3	4	5=[3+(-)4]	6	7	8	9	10=(6+7+8+9)	11	12	13	14	15=(11+12+13+14)	16=(5-10)	17	18
I. Off-Budget																	
General Administration and Support																	
General Administration and Supervision		10,136,997	-	10,136,997	2,611,929	2,053,498	3,452,648	2,018,922	10,136,997	2,443,877	2,030,167	2,164,892	2,054,470	8,693,406	-	45,567	1,398,024
PS		295,998	-	295,998	73,348	76,838	76,740	69,072	295,998	73,348	75,391	77,027	70,232	295,998	-	-	-
MOOE		9,801,999	-	9,801,999	2,538,581	1,937,660	3,375,908	1,949,850	9,801,999	2,370,529	1,917,678	2,085,963	1,984,238	8,358,408	-	45,567	1,398,024
Fin. Exp.		3,500	-	3,500	-	3,500	-	-	3,500	-	3,500	-	-	3,500	-	-	-
CO		35,500	-	35,500	-	35,500	-	-	35,500	-	33,598	1,902	-	35,500	-	-	-
Support to Operations		2,700,536	-	2,700,536	856,206	577,849	358,374	908,107	2,700,536	705,569	546,220	329,664	696,927	2,278,380	-	87,075	335,081
PS		185,369	-	185,369	52,584	37,501	53,424	41,860	185,369	46,147	43,938	53,424	41,860	185,369	-	-	-
MOOE		2,515,167	-	2,515,167	803,622	540,348	304,950	866,247	2,515,167	659,422	502,282	276,240	655,067	2,093,011	-	87,075	335,081
CO																	
GRAND TOTAL		12,837,533	-	12,837,533	3,468,135	2,631,347	3,811,022	2,927,029	12,837,533	3,149,446	2,576,387	2,494,556	2,751,397	10,971,786	-	132,642	1,733,105
PS		481,367	-	481,367	125,932	114,339	130,164	110,932	481,367	119,495	119,329	130,451	112,092	481,367	-	-	-
MOOE		12,317,166	-	12,317,166	3,342,203	2,478,008	3,680,858	2,816,097	12,317,166	3,029,951	2,419,960	2,362,203	2,639,305	10,451,419	-	132,642	1,733,105
Fin. Exp.		3,500	-	3,500	-	3,500	-	-	3,500	-	3,500	-	-	3,500	-	-	-
CO		35,500	-	35,500	-	35,500	-	-	35,500	-	33,598	1,902	-	35,500	-	-	-

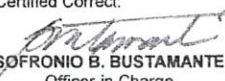
Certified Correct:  REBECCA C. DACANAY Chief, Budget Execution & Accountability Services Risk Management and Budget Office Date: _____	Certified Correct:  SOFRONIO B. BUSTAMANTE OIC, Financial Reporting Services Accounting Office Date: <u>02/12/19</u>	Recommending Approval:  VERONICA C. COSCOS Director IV Risk Management and Budget Office Date: _____	Approved By:  MARIA FE A. DINAPO Director IV Accounting Office Date: _____	Approved By:  CARMELA S. PEREZ Assistant Commissioner Planning, Financial & Management Sector Date: _____
---	---	--	---	--

STATEMENT OF APPROVED BUDGET, UTILIZATIONS, DISBURSEMENTS AND BALANCES
CONSOLIDATED CENTRAL/REGIONAL OFFICES
As of the Quarter Ending December 31, 2018

Department : CONSTITUTIONAL OFFICES
 Agency : COMMISSION ON AUDIT
 Operating Unit : _____
 Organization Code (UACS) : 31
 Funding Source Code (as clustered) : 06207549

Particulars	UACS CODE	Approved Budget			Budget Utilization					Disbursements					BALANCES		
		Approved Budgeted Revenue	Adjustments (Additions, Reductions, Realignment)	Adjusted Budgeted Revenue	1st Quarter Ending March 31	2nd Quarter Ending June 30	3rd Quarter Ending Sept 30	4th Quarter Ending Dec. 31	Total	1st Quarter Ending March 31	2nd Quarter Ending June 30	3rd Quarter Ending Sept 30	4th Quarter Ending Dec. 31	Total	Unutilized Budget	Unpaid Utilizations (10-15) = Due and Demandable / Accounts Payable	Utilizations (17+18) = Due and Demandable
1	2	3	4	5=[3+(-)4]	6	7	8	9	10 = (6+7+8+9)	11	12	13	14	15=(11+12+13+14)	16=(5-10)	17	18
I. Agency Approved Budget																	
General Administration and Support																	
General Administration and Supervision		55,009,479	-	55,009,479	6,939,421	7,367,350	16,698,478	24,004,230	55,009,479	6,001,147	6,640,090	14,836,258	23,839,443	51,316,938	-	1,959,436	1,733,105
PAP		52,308,943	-	52,308,943	6,083,215	6,789,501	16,340,104	23,096,123.00	52,308,943	5,295,578	6,093,870	14,506,594	23,142,516	49,038,558	-	1,872,361	1,398,024
PS		342,908	-	342,908	84,396	88,844	88,768	80,900	342,908	84,396	87,397	89,055	82,060	342,908	-	-	-
MOOE		50,481,579	-	50,481,579	5,637,050	6,444,054	15,762,773	22,637,702	50,481,579	4,849,413	5,751,772	13,927,074	22,710,235	47,238,494	-	1,845,061	1,398,024
Fin Exp.(if applicable)		3,500	-	3,500	-	3,500	-	-	3,500	-	3,500	-	-	3,500	-	-	-
CO		1,480,956	-	1,480,956	361,769	253,103	488,563	377,521	1,480,956	361,769	251,201	490,465	350,221	1,453,656	-	27,300	-
Support to Operations		2,700,536	-	2,700,536	856,206	577,849	358,374	908,107	2,700,536	705,569	546,220	329,664	696,927	2,278,380	-	87,075	335,081
PAP																	
PS		185,369	-	185,369	52,584	37,501	53,424	41,860	185,369	46,147	43,938	53,424	41,860	185,369	-	-	-
MOOE		2,515,167	-	2,515,167	803,622	540,348	304,950	866,247	2,515,167	659,422	502,282	276,240	655,067	2,093,011	-	87,075	335,081
CO		-	-	-	-	-	-	-	-	-	-	-	-	-	-	-	-
Operations		-	-	-	-	-	-	-	-	-	-	-	-	-	-	-	-
MFO 1 - [MFO Description]																	
PAP																	
PS		-	-	-	-	-	-	-	-	-	-	-	-	-	-	-	-
MOOE		-	-	-	-	-	-	-	-	-	-	-	-	-	-	-	-
CO		-	-	-	-	-	-	-	-	-	-	-	-	-	-	-	-
GRAND TOTAL		55,009,479	-	55,009,479	6,939,421	7,367,350	16,698,478	24,004,230	55,009,479	6,001,147	6,640,090	14,836,258	23,839,443	51,316,938	-	1,959,436	1,733,105
PS		528,277	-	528,277	136,980	126,345	142,192	122,760	528,277	130,543	131,335	142,479	123,920	528,277	-	-	-
MOOE		52,996,746	-	52,996,746	6,440,672	6,984,402	16,067,723	23,503,949	52,996,746	5,508,835	6,254,054	14,203,314	23,365,302	49,331,505	-	1,932,136	1,733,105
Fin Exp.(if applicable)		3,500	-	3,500	-	3,500	-	-	3,500	-	3,500	-	-	3,500	-	-	-
CO		1,480,956	-	1,480,956	361,769	253,103	488,563	377,521	1,480,956	361,769	251,201	490,465	350,221	1,453,656	-	27,300	-
Recapitulation by MFO:																	
MFO 1		-	-	-	-	-	-	-	-	-	-	-	-	-	-	-	-
MFO 2		-	-	-	-	-	-	-	-	-	-	-	-	-	-	-	-
OF WHICH:																	
Major Programs/Projects																	
KRA No. 1 - Anti-Corruption, Transparent, Accountable and Participatory Governance																	
Program Budgeting:																	
MPP																	

Certified Correct:

REBECCA C. DACANAY
 Director II
 Budget Execution and Accountability Services
 Risk Management and Budget Office


Certified Correct:

SOFRONIO B. BUSTAMANTE
 Officer-in-Charge
 Financial Reporting Services
 Accounting Office

Recommending Approval:

VERONICA C. COSCOS
 Director IV
 Risk Management and Budget Office

Recommending Approval:

MARIA FE A. DINAPO
 Director IV
 Accounting Office

Approved By:

CARMELA S. PEREZ
 Assistant Commissioner
 Planning, Finance and Management Sector