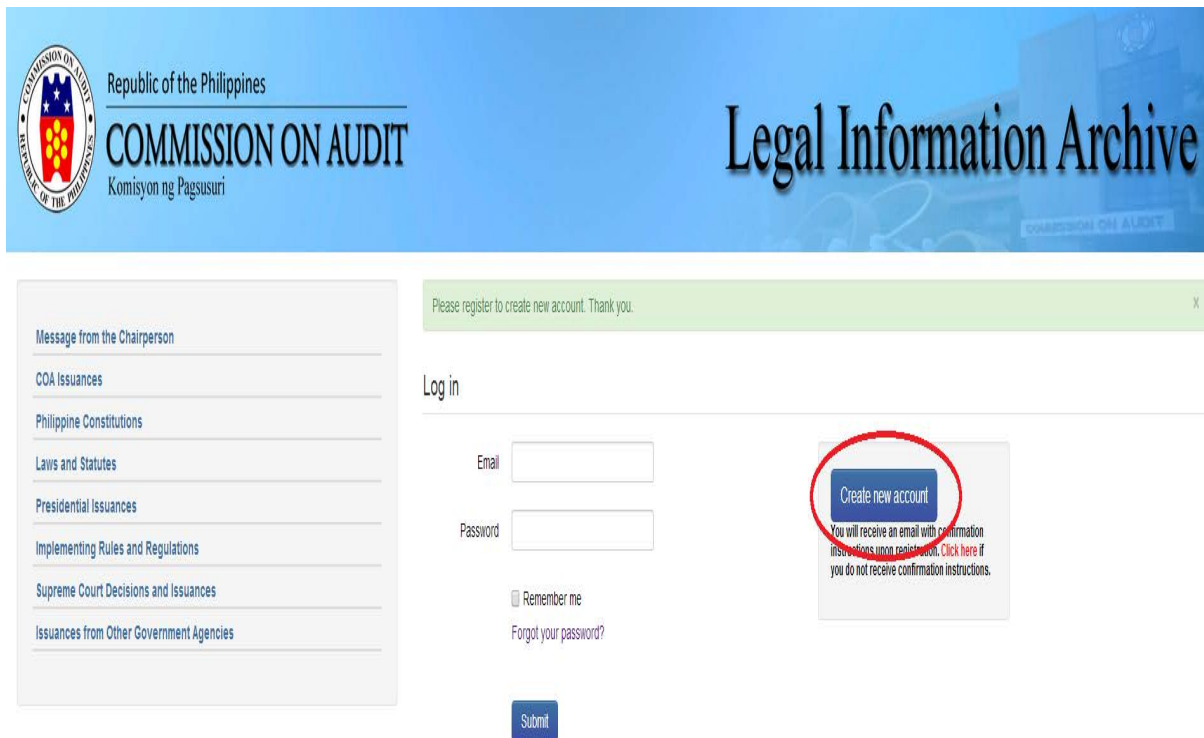


## Creating New Account in COA LIA

1. Click the **Create New Account** button



Republic of the Philippines  
**COMMISSION ON AUDIT**  
Komisyon ng Pagsusuri

# Legal Information Archive

Please register to create new account. Thank you.

Message from the Chairperson

- COA Issuances
- Philippine Constitutions
- Laws and Statutes
- Presidential Issuances
- Implementing Rules and Regulations
- Supreme Court Decisions and Issuances
- Issuances from Other Government Agencies

Log in

Email

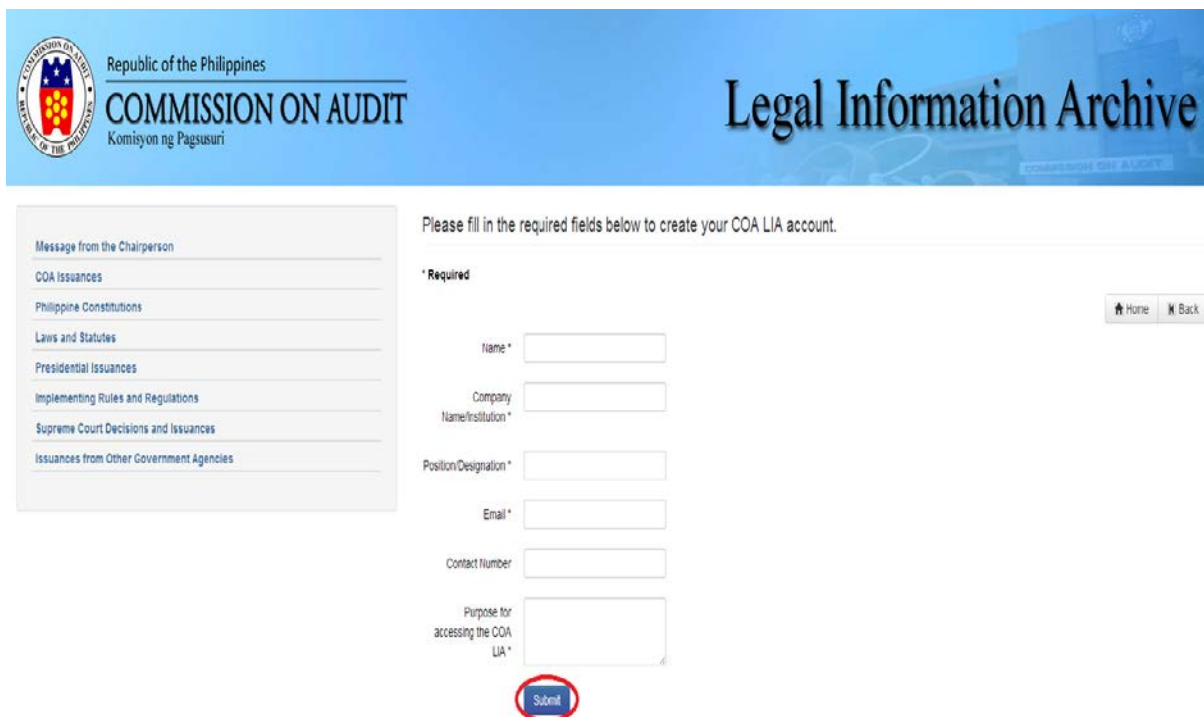
Password

Remember me

[Forgot your password?](#)

You will receive an email with confirmation instructions upon registration. [Click here](#) if you do not receive confirmation instructions.

2. Fill in the required fields below and click **Submit** button



Republic of the Philippines  
**COMMISSION ON AUDIT**  
Komisyon ng Pagsusuri

# Legal Information Archive

Please fill in the required fields below to create your COA LIA account.

Message from the Chairperson

- COA Issuances
- Philippine Constitutions
- Laws and Statutes
- Presidential Issuances
- Implementing Rules and Regulations
- Supreme Court Decisions and Issuances
- Issuances from Other Government Agencies

\* Required

[Home](#) [Back](#)

Name \*

Company Name/Institution \*

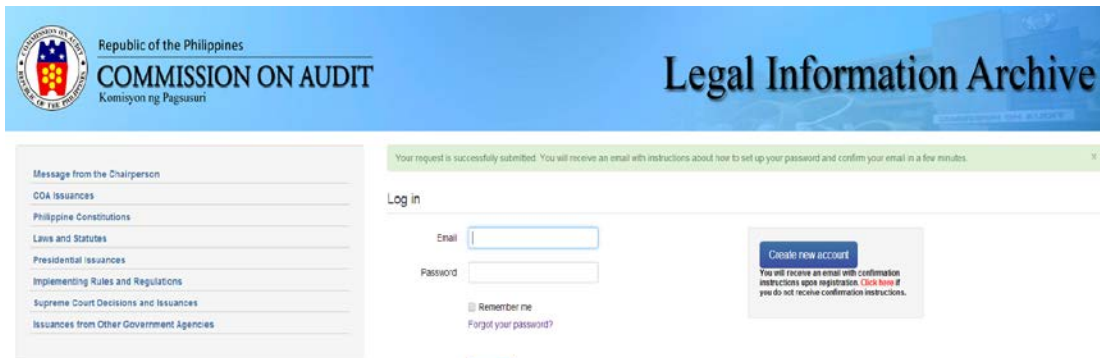
Position Designation \*

Email \*

Contact Number

Purpose for accessing the COA LIA \*

- You will see a message **“Your request is successfully submitted. You will receive an email with instructions about how to set up your password and confirm your email in a few minutes”**.



- Logged in to the email address that you used in creating your account and look for an email with subject **“Set up account password and confirmation instructions”**. Open the email and click on the link provided

Please set up your password and confirm your email through the link below:

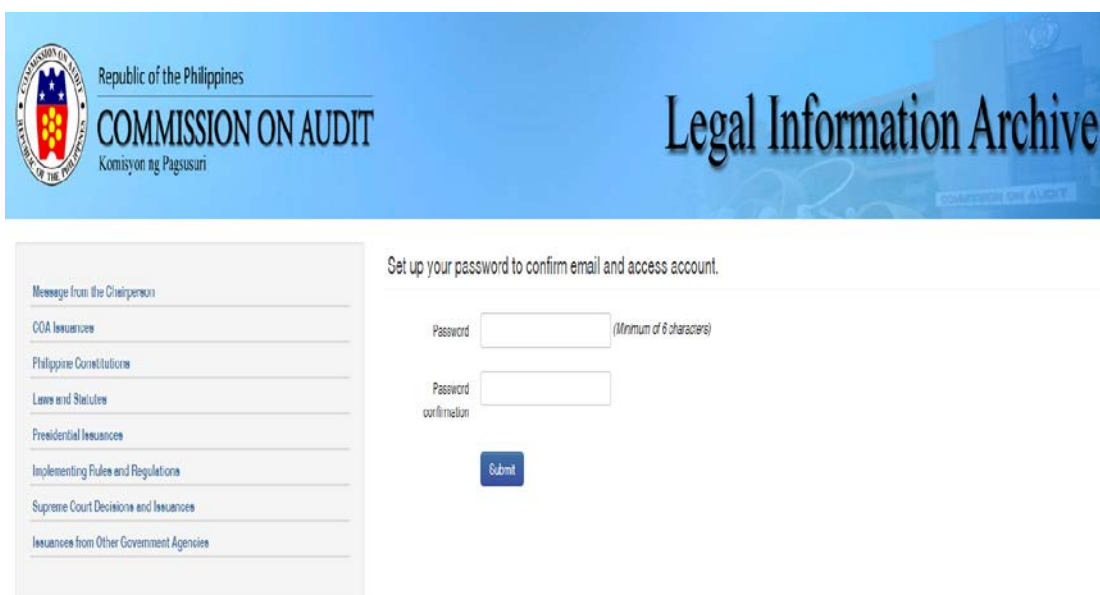
[Set up password and confirm my account](#)

Your confirmed email address will be your user name.

Thank you.

COA LIA Admin  
COAWEB Center, Systems Administration Services  
Information Technology Office

- You will be navigated back to the COA LIA webpage to set up your password and confirm your account.



- Once done you are now logged in. Please remember your password in case you have to visit COA LIA again.